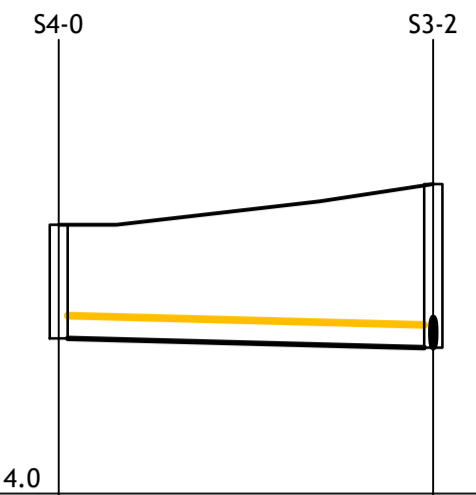


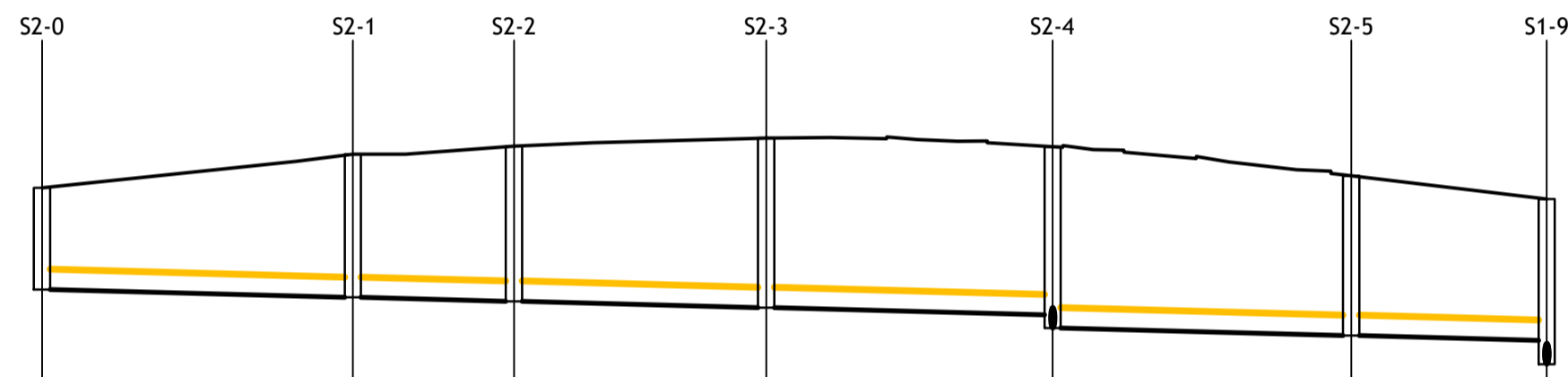
Link Name	1.000	1.001	1.002	1.003	1.004	1.005	1.006	1.007	1.008	1.009	1.010	1.011	1.012	1.013
Section Type	300mm	300mm	300mm	300mm	300mm	300mm	300mm	300mm	300mm	300mm	300mm	375mm	225mm	225mm
Slope	1:243.8	1:243.4	1:237.6	1:242.8	1:241.6	1:242.6	1:240.8	1:244.2	1:200.0	1:160.0	1:200.0	1:200.0	1:200.0	1:200.9
Cover Level	17.250	17.280	17.300	17.830	17.890	17.310	17.650	17.648	17.650	16.941	16.357	15.505	15.199	14.882
Invert Level	15.750	15.689	15.610	15.577	15.506	15.439	15.377	15.322	15.262	15.229	15.052	14.500	14.416	14.341
Length	14.873	19.227	7.840	17.240	16.188	15.041	13.244	14.654	6.511	28.355	16.822	23.737	9.410	17.881

S1-0 TO exS1-14_OUT LONG SECTION
SCALE 1:500 (H) 1:100 (V)



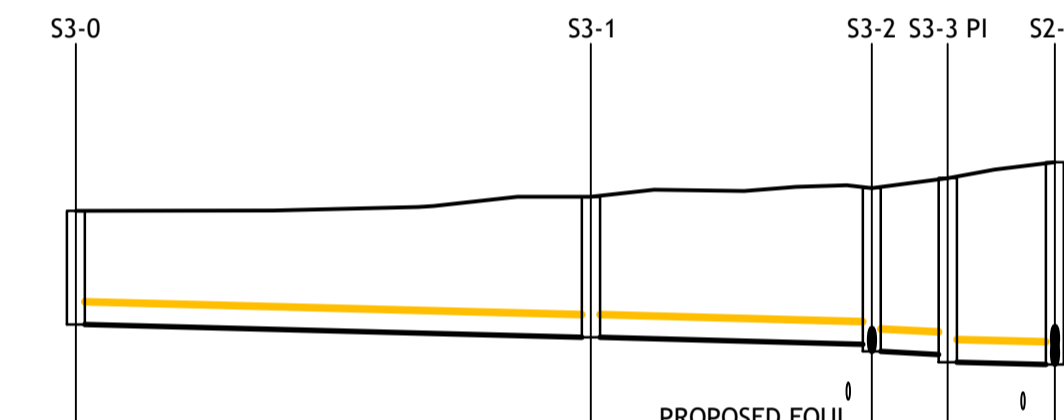
Link Name	4.000
Section Type	300mm
Slope	1:200.0
Cover Level	17.554
Invert Level	16.054
Length	24.767

S4-0 TO S3-2 LONG SECTION
SCALE 1:500 (H) 1:100 (V)



Link Name	2.000	2.001	2.002	2.003	2.004	2.005
Section Type	300mm	300mm	300mm	300mm	300mm	300mm
Slope	1:200.0	1:200.0	1:200.0	1:200.0	1:200.0	1:200.0
Cover Level	17.827	18.322	18.439	18.561	18.576	18.006
Invert Level	16.327	16.212	16.153	16.060	15.954	15.650
Length	22.925	11.886	18.603	21.130	22.023	14.417

S2-0 TO S1-9 LONG SECTION
SCALE 1:500 (H) 1:100 (V)



Link Name	3.000	3.001	3.002	3.003
Section Type	300mm	300mm	300mm	300mm
Slope	1:200.0	1:200.0	1:122.6	1:244.2
Cover Level	17.789	17.975	18.093	18.224
Invert Level	16.289	16.119	16.026	15.789
Length	34.061	18.575	5.026	7.083

S3-0 TO S2-4 LONG SECTION
SCALE 1:500 (H) 1:100 (V)



Date Drawn:	FEB 2020
Drawn By:	JB
Date Issued:	2020-10-06
Issued By:	IBS



Rev	Amendment	By	Date
PL0	ISSUED FOR PLANNING	IBS	2020-10-06

Client:	ES Shan Ltd
---------	-------------

Job:	ABINGDON RESIDENTIAL DEVELOPMENT, SHANKILL
Title:	PROPOSED SURFACE WATER NETWORK LONG SECTIONS - SHEET 1
Dublin Limerick Cork Galway Glasgow Carnegie House, Library Road, Dun Laoghaire, Co. Dublin, A96 C7W7 IRL: +353 1 271 2200 www.punchconsulting.com	

Stage:	PLANNING
Scale @ A1:	AS SHOWN
Technician Check:	JB
Engineer Check:	MR
Approved:	PC
Drawing No:	192115-042
Rev:	PL0